



Analog clocks

FLEX

The sturdy and elegant analog clock FLEX with metal housing inspires you reliably through the day.

These versatile clocks cover all indoor applications – they can be used simple and flexible.

They are available with a multitude of sizes, movements, dials and hands as well as different mounting variants, and thus can

be easily integrated into new and existing facilities.

The wall and ceiling set (Ø 25 – 40 cm) allows a very quick mounting – simply snap it on. The FLEX clock is also available with a stainless steel housing (V2A).

FLEX – the clock that leaves nothing to be desired.

FLEX - Ordering information

Type	Time code variants										Dial type xxx						Housing			Options													
Clock type	Diameter	Minute impulse	Min. impulse with second	Second impulse	Second impulse low-noise	NTP (PoE or 230 VAC)	MOBALine	Radio DCF (battery)	Radio DCF, MSF, GPS (230 VAC)	Wireless WTD	Quartz movement (battery)	Serial protocol RS485	Tone frequency time code IRIG-B	Dial type 120	Dial type 160	Dial type 200	Dial type 210	Dial type 230	Dial type 300	Dial type 310	Dial type 315	Dial type 360	Normal FLEX housing	Wide FLEX housing	Stainless steel housing (V2A)	Ball-throw resistant (BYW)	Steam resistant (DD, IP 55)	Plexiglas resist (shatter proof)	Wall/ceiling set (snap on)	Ceiling set (clamping ring)	LED illumination	Low-noise housing (LN)	Metal ceiling flange
FL 25	25	✓		✓	✓	✓	✓	✓	✓	✓			✓	✓	✓	✓	✓	✓	✓	✓	✓	✓	✓					✓				✓	
FL 25	25							✓			✓	✓	✓	✓	✓	✓	✓	✓	✓	✓	✓	✓	✓						✓				✓
FL 30	30	✓		✓	✓	✓	✓	✓	✓	✓			✓	✓	✓	✓	✓	✓	✓	✓	✓	✓	✓	✓				✓	✓			✓	✓
FL 30	30		✓					✓			✓	✓	✓	✓	✓	✓	✓	✓	✓	✓	✓	✓	✓	✓					✓				✓
FL 30	30	✓	✓	✓	✓	✓	✓	✓	✓	✓	✓	✓	✓		✓	✓	✓	✓	✓	✓	✓	✓	✓			✓	✓	✓					✓
FL 40	40	✓		✓	✓	✓	✓			✓			✓	✓	✓	✓	✓	✓	✓	✓	✓	✓	✓	✓				✓	✓				✓
FL 40	40		✓		✓			✓	✓		✓	✓	✓	✓	✓	✓	✓	✓	✓	✓	✓	✓	✓	✓					✓				✓
FL 40	40	✓	✓	✓	✓	✓	✓	✓	✓	✓	✓	✓	✓		✓	✓	✓	✓	✓	✓	✓	✓	✓			✓	✓	✓					✓
FL 50	50	✓	✓			✓	✓	✓	✓	✓	✓	✓	✓					✓	✓	✓	✓	✓	✓	✓	✓				✓				✓
FL 50	50	✓	✓			✓	✓	✓	✓	✓	✓	✓	✓					✓	✓	✓	✓	✓	✓	✓	✓				✓				✓
FL 60	60	✓	✓			✓	✓	✓	✓	✓	✓	✓	✓					✓	✓	✓	✓	✓	✓	✓	✓				✓				✓
FL 80	80	✓	✓			✓	✓	✓	✓	✓	✓	✓	✓					✓	✓	✓	✓	✓	✓	✓	✓				✓				✓

Ordering code

Type	Illumination	Ø	Version (shape)	Movement	Dial	Covering glass	Housing tape
FL	0 = none 2 ¹ = LED ²	25 30 40 50 60 80	R1 = single-sided (no options)	Ordering code see next page	000 ¹ 120 ¹ 160 ¹ 200 210 230 ¹ 300 310 315 360	0 = mineral glass 1 = ball throw resistant ¹ 3 = plexiglas resist ¹	00 = FLEX standard 01 = stainless steel V2A ¹ 02 = steam resistant ¹ 03 = ball throw resistant ¹ 05 = standard low noise ³ 06 = V2A low noise ³

¹) options with additional cost / ²) LED illumination only possible with dial 000, printed on cover glass

³) available for SAM / SEM 40, SAN / SEN 40, SEI 40 movements, clock diameter Ø 30cm and 40cm

FLEX clocks can be delivered in any RAL color (option with additional cost) E.g. FLO.30.R1.M00.200.0.00.RAL9005


Order example: FLO.30.R1.M00.200.0.01.0000

(FLEX clock without illumination, Ø 30 cm, MOBALine movement for h/m, mineral glass and stainless steel housing)


The sequence number at the end of the key designates special fabrications (e.g. clocks with a special dial). Use the sequence number 0000 (standard fabrication) when ordering; for special fabrications, we will adjust the number. Special fabrications can be reordered anytime using the sequence number.



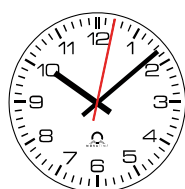
dial 120




dial 160




dial 200



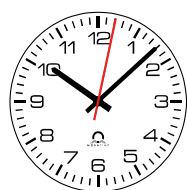
dial 210



dial 230




dial 300



dial 310



dial 315



dial 360



dial 000 (LED)

FLEX - Time code variants

Polarized impulses: lxx

Time code	Ø	Voltage	Hands	Code
Min. impulse	25 - 40	12 - 60 V	h/m	I00 / I01
Min. impulse	50 - 80	12 - 60 V	h/m	I01 / I04
Min. impulse	25 - 40	24 V	h/m	I03
Min. impulse	50 - 80	24 V	h/m	I04
Min. impulse	30 - 80	12 - 60 V 45 - 265 VAC	h/m/s	I20
Sec. impulse	25 - 40	24 - 60 V	h/m/s	I30
Sec. impulse LN	25 - 40	24 - 60 V	h/m/s	I31

MOBALine self-setting: Mxx

Time code	Ø	Supply	Hands	Code
MOBALine	25 - 40	MOBALine	h/m	M00
MOBALine	25 - 40	MOBALine	h/m/s	M21
MOBALine LN	25 - 40	MOBALine	h/m/s	M23
MOBALine	50 - 80	MOBALine	h/m	M15
MOBALine	50 - 80	MOBALine	h/m/s	M17
MOBALine	50 - 80	230 V	h/m/s	M11

NTP (LAN) self-setting: Nxx

Time code	Ø	Supply	Hands	Code
NTP	25 - 40	PoE	h/m	N20
NTP	50 - 80	PoE	h/m	N10
NTP	50 - 80	230 V (24 VDC)	h/m	N00
NTP	25 - 40	PoE	h/m/s	N21
NTP LN	25 - 40	PoE	h/m/s	N23
NTP	50 - 80	PoE	h/m/s	N12
NTP	50 - 80	230 V (24 VDC)	h/m/s	N02

(all with unicast and multicast)

Quartz: Qxx

Time code	Ø	Supply	Hands	Code
Quartz	25 - 40	Battery AA	h/m/s	Q21
Quartz	50 - 80	Lithium battery	h/m	Q01

LN = low noise

For special movement / time code variants see document TE-800800 (available at www.mobatime.com in customer area).

Serial: Sxx

Time code	Ø	Supply	Hands	Code
Serial	30 - 80	230 V	h/m	S00
Serial	30 - 80	230 V	h/m/s	S02

IRIG / AFNOR: Txx

Time code	Ø	Supply	Hands	Code
IRIG / AFNOR	30 - 80	230 V	h/m	T50
IRIG / AFNOR	30 - 80	230 V	h/m/s	T52

DCF 77 / MSF: Rxx

Time code	Ø	Supply	Hands	Code
DCF 77	25 - 40	Battery AA	h/m/s	R21
DCF 77*	50 - 80	Lithium battery	h/m	R25
MSF 60*	50 - 80	Lithium battery	h/m	R32
DCF / MSF**	30 - 80	230 V	h/m	R00
DCF / MSF**	50 - 80	230 V	h/m/s	R03

* internal antenna (not possible in BW or DD housing)

** without antenna, requires external antenna

GPS: Rxx

Time code	Ø	Supply	Hands	Code
GPS (mouse antenna)	50 - 80	Lithium battery	h/m	R50
GPS*	30 - 80	230 V	h/m	R60
GPS*	50 - 80	230 V	h/m/s	R62

* GPS 4500 not included

WTD Wireless time distribution: Rxx

Time code	Ø	Supply	Hands	Code
WTD	25 - 30	2 x Battery AA	h/m	R75
WTD	25 - 30	2 x Battery AA	h/m/s	R76
WTD	25 - 30	230 V	h/m	R77
WTD	25 - 30	230 V	h/m/s	R78
WTD*	40 - 80	Lithium battery	h/m	R79
WTD*	50 - 80	230 V	h/m	R81
WTD*	50 - 80	230 V	h/m/s	R83

* with receiver interface

Special options



LED illuminated indoor clock. Available Ø 30 cm. Powered from MOBALine (max. 25 mA).



Flush-mounting box with stainless steel cover (e.g. for hospitals). Available Ø 30 cm (only normal FLEX housing shape).



Box for concrete with poly-carbonate cover for in-wall mounting. Available Ø 30 and 40 cm (only normal FLEX housing shape).



Wall and ceiling set for a simple snap in mounting of the clocks. Available Ø 25 - 40 cm.



Wall mounting ring for single-sided clocks. Available Ø 25 - 40 cm.

Option ceiling flange



Standard:
Plastic

Option:
Stainless steel

Type	Ø	Description	Additional information	Mounting system
FL. ... WS	25 - 40	wall or ceiling set	10 cm length	snap in
FL. ... DS.LL	25 - 40	ceiling set, var. length	LL = 50 or 100 cm*	snap in
FL. ... DS	50 - 80	ceiling set	length according to clock Ø	clamping ring
FL. ... WM	25 - 40	wall mounting ring	for single-sided clocks	snap in
FL.30.ED	30	flush-mounting box	with V2A cover	snap in
FL. ... BD	30 - 40	box for concrete	wood box for in-wall mounting	snap in

* other lengths of the suspension rod on request

FLEX - Technical details

Ø	wall mounting			wall bracket					ceiling mounting bracket			
	A	B	weight	C	D	E	F	weight	G	H	I	weight
cm	mm	mm	kg	mm	mm	mm	mm	kg	mm	mm	mm	kg
FLEX standard single-sided			FLEX double-sided						FLEX double-sided			
25	265	49/62*	0.8	100	100	80	60	2.4				
30	317	49/62*	1.0	100	100	80	60	2.8				
40	417	49/62*	1.7	100	100	80	60	4.3				
50	520	74/85**	3.2						500	80	164/186**	8.5
60	680	92	6.5						600	125	184	15
80	895	108	14						800	125	216	31
FLEX ball-throw resistant (BW)/ steam resistant (DD)												
30	350	84	2.5									
40	462	86	4.2									
50	564	92	7									
60	680	92	11						600	125	184	24
80	895	100	22						800	125	216	47

* Wide FLEX housing shape only needed for 190 series movements (e.g. BU 190...), SAM/SEM 100 and FU/GU/GU 192 movements.

** Housing shape for series 190 movements with second hand (e.g. BU 190 S 230) and SEM 100 movement.

